



Goedhart VCI-p

Industrial air coolers for cooling & freezing applications
Cu/Al - plain tubes

Synthetic refrigerants, coolants and CO₂





Goedhart VCI-p

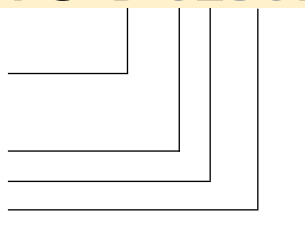
The extensive range Goedhart VCI-p single discharge ceiling mounted industrial air coolers are available with capacities between 2,8 and 264,4 kW. The Goedhart VCI-p air coolers are suitable for cooling and freezing applications and with a wide variety of accessories and options available. The coil block is standard build from aluminium end plates, copper tubes and aluminium fins. The fans are arranged for blow-through air configuration for the Goedhart VCI-p-B and draw-through for the Goedhart VCI-p-Z (please state which is required when ordering).. The modular design incorporates 5 different sizes of fan, with model options of up to 8 fans per cooler.

Type description

Goedhart VCI-B 62567

B=blow through
Z=draw through

Number of rows deep
Number of fans
Fan diameter [cm]
Fins spacing [mm]



Coil block

- Tube pitch : 50x50 mm straight
- Fin spacing : 4, 6, 7, 8, 10 and 12 mm
- Material : 15mm o.d copper tube
- : aluminium HT-lamellen
- Optimized cooling circuits
- Standard refrigerant connections are positioned on the left hand side of the unit when looking with the direction of the airflow.
- A good thermal contact is achieved by expansion of the tubes into the fin collars, that are also utilised as spacers to provide a constant distance between the fins.
- All coolers are pressure tested to 30 bar (lower by cooling mediums) and are supplied with a light over pressure charge of dry nitrogen.
- Suitable for all known refrigerants and coolants, with the exception of NH3.

Casing

- Construction for ceiling mounting
- The flush mounting protects against and prevents accumulation of dust and dirt.
- Casing material of galvanized sheet steel
- Finishing is standard white epoxy spray (RAL 9003)
- Bend/header projection by end covers, easy removed for maintenance
- Defrost by hot gas spiral or electric defrost elements will be fixed to the bottom side of the coil.
- Stainless steel fasteners

General range features

Capacity

The listed nominal cooling capacities are based on R404A, DT1, RH of 85% and 4 pole 3 phase fans connected in Δ.

Influence of Coating on Capacity

The use of coated fins, or of a fully coated coil will result in a capacity decrease of approximately 3%

Capacity optimisation

Since Goedhart tries to limit stock products, we are capable of optimising the circuitry of our evaporators. In order to do this, the following information is needed :

- Design capacity
- Air volume
- Refrigerant
- Air on temperature
- Evaporating temperature
- Liquid temperature before expansion valve.

Sound data

The mean sound pressure (LpA @ 3m ± 2 dB (A)) each air cooler is a calculated indication value according to the EN13487 standard parallel pipe. Goedhart uses the fan manufacturer's sound power level (LwA) at the inlet side of the fan. Changes to or by the fan or the product, affect the sound, in these cases, consult the manufacturer for the new indication value. In critical sound requirements, we advise you to consult an expert.

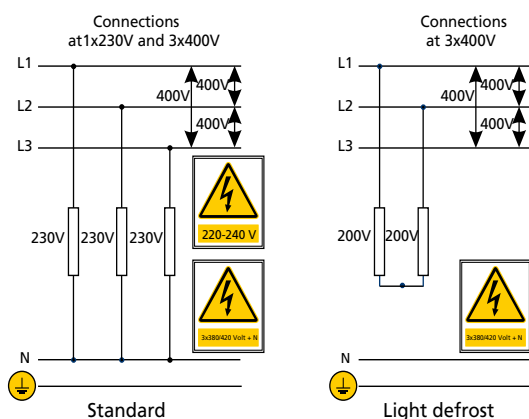
Defrostsystem:

For room temperatures where ice build-up can be expected and where the coilblock can not be defrosted by the room air, electric or hotgas defrost is necessary.

With low temperatures we also advise fan periphery heating.

Electrical defrost:

The Goedhart VRB and VRZ can be provided with electric defrost. A distinction can be made here between heavy defrost loads for low temperatures and light defrost load for higher temperatures (room temperature approximately 0 °C). The stainless steel heater elements are fitted in the coilblock in tubes, which forms a high conductive medium between the heaters and the fins. The driptray heaters are fitted to the underside of the aluminium inner tray with aluminium profiles. The heater elements which are rated for 220/240 V are connected for supply 380/415 V with neutral. The coilblock elements are removable from the end opposite to the refrigerant connections, whilst the tray heater elements can



be removed once the outer tray has been taken off.

Hot gas defrost:

The coil block is suited for hot gas defrost (hot gas supply through the suction header). At an extra price the driptray can be provided with a hotgas/cooling medium spiral. The stainless steel tubes of the hotgas spiral are enclosed in special aluminium profiles that are rigidly secured to the underside of the aluminium inner tray, thus providing a good bond for maximum heat transfer. Just as with electric defrost a distinction is made with hotgas defrost between light defrost load (room temperature about 0°C) and heavy defrost load.

Accessories:

Standard accessories for the Goedhart VCI-p air coolers are:

- blow-through / draw-through air configuration
- Electric defrost, hot gas defrost and/or water defrost
- Fan periphery heating
- Hinged drip tray.
- Insulated drip tray
- Insulated hygienic polyester drip tray
- Goedhart VCI-p-Z supplied with bellmouth connection per fan for a longer air throw
- Goedhart VCI-p-B supplied with air diffusor for a longer air throw
- Goedhart VCI-p-B supplied with air diffusor with air operated damper to increase defrost efficiency (airvolume reduced to approx. 90% and capacity reduced to approx. 95%)

The accessories are included in the price list.

Optional extras:

Various optional extras for the VCI-p are available, price and delivery upon request:

- Isulation disks
- Feet for floor mounting
- Coating of the coil block
- Fan hood
- Hinged fan plates
- 60 Hz motors
- EC-fans
- Single phase motors
- Coolants (glycol, water, etc.)
- Pump system
- Other casing materials
- Other fin spacings
- Sea water resistant fins

Mounting and Maintenance

Goedhart VCI-p is delivered on a wooden frame. When on the frame, Goedhart VCI-p can be handled by forklift truck, which makes positioning and installation simple. Refer to our maintenance and installation manual.



Fans

Because of the flexible construction of the Goedhart VCI-p air cooler, in principle it is possible to deliver with different fans. GEA Goedhart selected a standard fan range of Ziehl Abegg (we reserve the right to alter the manufacturer) which fit perfectly on the Goedhart VCI-p air coolers. The fans can be supplied in both blow-through and draw-through executions. Against an extra price and with extra delivery times stainless steel guards and EC-fans are available.

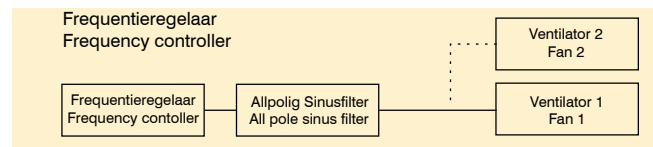
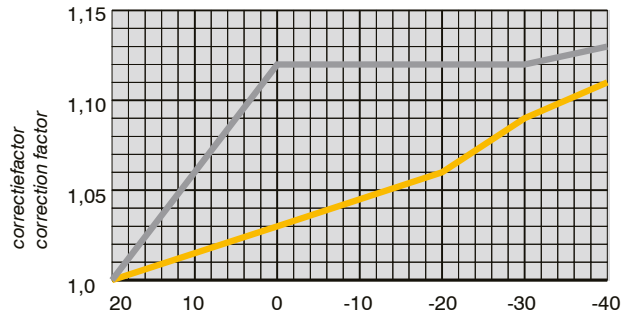
Execution

The fans meet the ErP directive. The fans have very good aerodynamic features because of the special impeller geometry. This special impeller geometry gives the fan a low noise level and an high efficiency.

1x230V fans are suitable for a room temperature till -25°C. 3x400V fans are suitable for a room temperature till -40°C. When lower room temperatures are desired, special fans are need.

- Tension : 3x400V-50Hz-3 phase
 : 1x230V-50Hz-1 phase
 (60Hz execution on request)
- Protection class : IP44 / IP54
- Color : RAL9005 (black)
- Speed controlling : - 3 Phase motors are suitable for 2-speed regulation by Δ -Y reconnection.
 - 3 Phase motors are suitable for frequency controller with all-pole sinus filter.
 - 1 Phase motors are suitable for phase control and transformer.

The motors are standard executed with a thermo contact (TB) and must be connected to prevent motor damages. The maximum allowable working data in the table and on the name plate of the fans are to operate in an air temperature of 20 °C (air density of $\rho = 1,2 \text{ kg/m}^3$). For air temperatures lower then +20 °C, the current amperage can be calculated by using the diagram multiplication factor, suitable thermal overloads can then be selected.



Three phase - 50 Hz

Fan type	Tension V	Δ				Y				Wiring diagram blow-through/ draw-through
		Speed min ⁻¹	Input Watt	FLC A	Sound power indication each fan LwA (+/-2dB(A)) dB(A)	Speed min ⁻¹	Input Watt	FLC A	Sound power indication each fan LwA (+/-2dB(A)) dB(A)	
4 pole (n=1500 min⁻¹ nom.)										
FN040	3x400/690	1370	230	0.44	76	1110	170	0.27	70,5	108B/108A
FN045	3x400/690	1250	350	0.64	78	950	220	0.35	70	108B/108A
FN050	3x400/690	1330	830	1.45	81	940	550	0.97	75	108B/108A
FN056	3x400/690	1280	1050	2.20	85	920	580	1.10	76	108B/108A
FE063	3x400/690	1330	1450	2.60	89	1080	980	1.60	84	108B/108A
6 pole (n=1000 min⁻¹ nom.)										
FN045	3x400/690	860	170	0.39	67	640	100	0.19	61	108B/108A
FN050	3x400/690	870	290	0.74	72	590	150	0.36	64	108B/108A
FN056	3x400/690	870	340	0.70	73	630	210	0.38	65	108B/108A
FN063	3x400/690	900	630	1.25	74	720	440	0.73	69	108B/108A

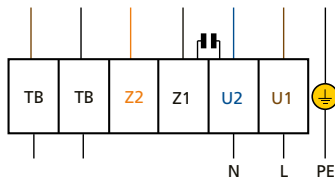
Single phase - 50 Hz

Fan type	Speed min ⁻¹	Input Watt	FLC A	Sound power indication each fan LwA (+/-2dB(A)) dB(A)	Wiring diagram blow-through/ draw-through
4 pole (n=1500 min⁻¹ nom.)					
FN040	1350	240	1.10	76	104B/104A
FN045	1290	390	1.75	80	104B/104A
FN050	1230	750	3.35	81,5	104B/104A
6 pole (n=1000 min⁻¹ nom.)					
FN040	950	130	0.58	68	104B/104A
FN045	860	180	0.82	68,5	104B/104A
FN050	910	300	1.30	71,5	104B/104A

Wiring diagram fans for blow-through air coolers

Ziehl Abegg 1x230V-50Hz (104XB)

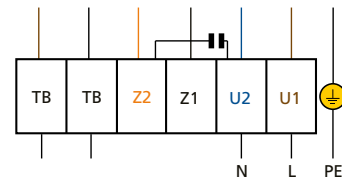
U1 = bruin
 U2 = blauw
 Z1 = zwart
 Z2 = oranje
 TB = wit



Wiring diagram fans for draw-through air coolers

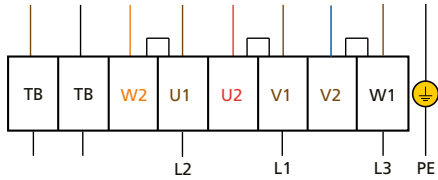
Ziehl Abegg 1x230V-50Hz (104XA)

U1 = bruin
 U2 = blauw
 Z1 = zwart
 Z2 = oranje
 TB = wit



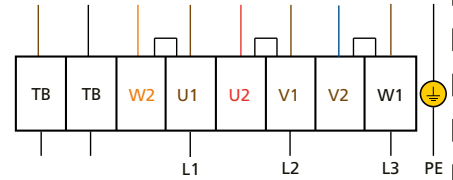
Ziehl Abegg 3x400V (Δ)-50Hz (108XB)

U1 = bruin
 V1 = blauw
 W1 = zwart
 U2 = rood
 V2 = grijs
 W2 = oranje
 TB = wit



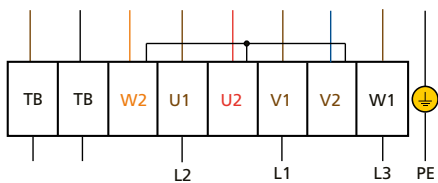
Ziehl Abegg 3x400V (Δ)-50Hz (108XA)

U1 = bruin
 V1 = blauw
 W1 = zwart
 U2 = rood
 V2 = grijs
 W2 = oranje
 TB = wit



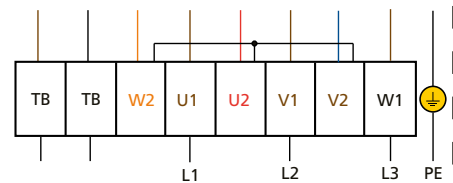
Ziehl Abegg 3x400V (Y)-50Hz (108XB)

U1 = bruin
 V1 = blauw
 W1 = zwart
 U2 = rood
 V2 = grijs
 W2 = oranje
 TB = wit



Ziehl Abegg 3x400V (Y)-50Hz (108XA)

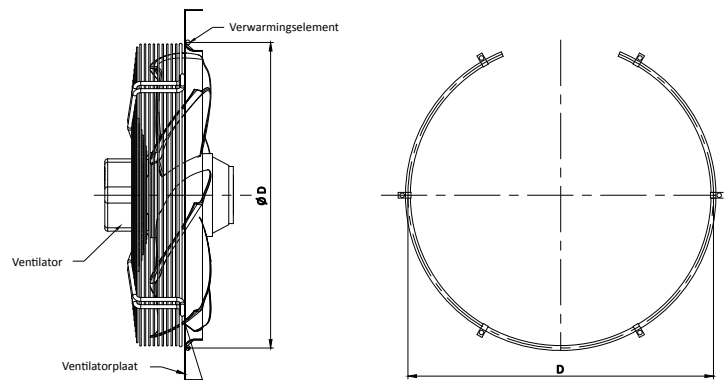
U1 = bruin
 V1 = blauw
 W1 = zwart
 U2 = rood
 V2 = grijs
 W2 = oranje
 TB = wit



Fan heating

To prevent the freezing of the impeller of the fan during the defrost cyclus of the air cooler, a fan heater can be used.

Fan diameter	Diameter element	Power (230V)
mm	D in mm	kW
400	435	0,50
450	485	0,63
500	535	0,63
560	595	0,76
630	665	0,89



Correction factors

Correction factors DT1 (=air-on)

The capacities are based on R-404A direct expansion, DT1 and a RH of 85 %. DT1 is the difference between air-on temperature and the evaporation temperature of the cooler. The evaporation temperature is the saturate temperature corresponding to the pressure at the suction outlet of the cooler.

The nominal capacities:

- (SC1) $t_o=0^{\circ}\text{C}$ and $\text{DT1}=10\text{K}$
- (SC2) $t_o=-8^{\circ}\text{C}$ and $\text{DT1}=8\text{K}$
- (SC3) $t_o=-25^{\circ}\text{C}$ and $\text{DT1}=7\text{K}$

Correction factors for various air-on temperatures and temperature differences (DT1) are as indicated in the table below. The requested capacity must be multiplied by a correction factor from the table, so that a cooler with the resulting nominal capacity can be chosen from the selection tables.

$Q_{\text{nominal}} = \text{factor} \times Q_{\text{requested}}$

Cooling

DT1	SC1-DT1 =10K-Air-on=10°C (0/+10)									
	Evaporation temperature (°C)									
K	+7	+6	+5	+4	+3	+2	+1	0	-1	-2
6	1,87	1,87	1,87	1,88	1,88	1,89	1,89	1,89	1,89	1,90
7	1,53	1,53	1,54	1,54	1,54	1,55	1,55	1,55	1,55	1,56
8	1,28	1,28	1,28	1,29	1,29	1,30	1,30	1,30	1,30	1,31
9	1,11	1,11	1,11	1,12	1,12	1,13	1,13	1,13	1,13	1,14
10	0,98	0,98	0,98	0,99	0,99	0,99	1,00	1,00	1,00	1,01
11	0,89	0,89	0,89	0,90	0,90	0,91	0,91	0,91	0,91	0,92
12	0,78	0,79	0,79	0,79	0,80	0,80	0,80	0,80	0,80	0,81

Cooling / Freezing

DT1	SC2-DT1 =8K-Air-on=0°C (-8/0)									
	Evaporation temperature (°C)									
K	-3	-4	-5	-6	-7	-8	-9	-10	-11	-12
6	1,32	1,34	1,39	1,43	1,46	1,46	1,47	1,47	1,48	1,49
7	1,05	1,08	1,12	1,15	1,18	1,19	1,19	1,20	1,20	1,21
8	0,86	0,88	0,91	0,94	0,97	1,00	1,00	1,01	1,01	1,02
9	0,76	0,76	0,78	0,80	0,82	0,86	0,86	0,87	0,87	0,88
10	0,66	0,67	0,69	0,71	0,73	0,74	0,74	0,75	0,75	0,76
11	0,58	0,59	0,59	0,60	0,62	0,64	0,64	0,65	0,66	0,67
12	0,55	0,54	0,54	0,54	0,55	0,55	0,56	0,57	0,58	0,59

Freezing

DT1	SC3-DT1 =7K-Air-on=-18°C (-25/-18)									
	Evaporation temperature (°C)									
K	-21	-22	-23	-24	-25	-26	-27	-28	-29	-30
6	1,20	1,20	1,21	1,21	1,22	1,22	1,23	1,23	1,24	1,24
7	0,99	0,99	0,99	1,00	1,00	1,00	1,01	1,01	1,02	1,02
8	0,83	0,84	0,84	0,84	0,85	0,85	0,85	0,85	0,86	0,86
9	0,72	0,72	0,72	0,73	0,73	0,73	0,73	0,74	0,74	0,74
10	0,63	0,63	0,63	0,64	0,64	0,64	0,64	0,65	0,65	0,65
11	0,56	0,56	0,56	0,57	0,57	0,57	0,50	0,58	0,58	0,58
12	0,50	0,51	0,51	0,51	0,51	0,51	0,52	0,52	0,52	0,52

Calculation example

Fin spacing	: 6 mm	-	DT1 = +3- (+10) = 7K
Required capacity	: 30 kW	-	Correction factor = 1,54
Air-on temperature	: +10 °C	-	Multiply required capacity with correction factor.
Refrigeration temp.	: +3 °C		30 kW x 1,54 = 46,2 kW
Condition	: SC1		
Refrigerant	: R-404A	-	Select air cooler from the table (SC1 type VCI-B 63506=47,5 kW)

Attention!




Moisture carry over from the coil block:

When you select VCI-p-B with a Ø500 mm fan in an application with a high relative humidity and/or defrost with room air, Goedhart advises the use of a fan with a low pitch angle or the draw-through execution VCI-p-Z. Thus, you will avoid the risk of moisture carry over from the coil block. The fan with a low pitch angle give a reducing of the capacity of approx. 5% and a reduction of the air volume of approx. 10%.

Air throw** (only draw-through execution)

The air throw mentioned in the selection table indicated with ** is based on an air temperature of 20°C, blowing under a flat ceiling without any obstruction. The height and air circulation fold of the room can influence the air throw. The air speed at the end of the throw-length is 0,25 m/sec

Goedhart VCI-p 7mm

	Type VCI-p	3x400V-50H-4pole (1500 min ⁻¹ nom.)							Dimensions										Connections				
		R404A			Air volume	LpA @ 3 m (+/- 2 dB(A))*	Surface	Internal volume	Weight	L	B	H	C	E	E1	E2	E3	D1	D2	Refrigerant			
		DT1 = 10K (SC1) air on= 0°C (0/+10)	DT1 = 8K (SC2) air on= 0°C (-8/0)	DT1 = 7K (SC3) air on= -18°C (-25/-18)																In	Uit	Hot gas	Air throw**
		kW	kW	kW																			
	3.1.40.7		3,2	2,3	3505	54,3	17	5	65	1156	590	620	450	756			578		15	15	19	20	
	4.1.40.7		4,0	2,8	3415	54,3	22	6	72	1156	640	620	500	756			578		15	15	19	20	
	6.1.40.7		5,0	3,7	3234	54,3	34	9	85	1156	740	620	600	756			578		12	15	19	20	
	8.1.40.7		6,3	4,5	3065	54,3	45	11	100	1156	840	620	700	756			578		12	22	19	20	
	3.1.45.7		4,5	3,1	5349	56,2	23	6	76	1256	560	720	450	856			628		15	15	19	22,5	
	4.1.45.7		5,5	4,1	5186	56,2	31	8	85	1256	610	720	500	856			628		12	22	19	22,5	
	6.1.45.7		7,6	5,3	4878	56,2	46	12	103	1256	710	720	600	856			628		12	22	19	22,5	
	8.1.45.7		9,0	6,5	4604	56,2	61	16	121	1256	810	720	700	856			628		12	22	19	22,5	
	3.1.50.7		5,7	4,3	7489	59,1	29	8	101	1456	680	720	550	1056			728		12	22	19	25	
	4.1.50.7		7,7	5,5	7299	59,1	38	10	111	1456	730	720	600	1056			728		12	22	19	25	
	6.1.50.7		10,3	7,4	6951	59,1	57	15	133	1456	830	720	700	1056			728		12	22	19	25	
	8.1.50.7		12,2	8,8	6642	59,1	76	19	154	1456	930	720	800	1056			728		12	28	19	25	
	3.1.56.7		8,7	6,1	10540	62,8	42	11	135	1556	780	920	650	1156			778		12	22	19	27,5	
	4.1.56.7		9,9	7,5	10315	62,8	56	14	148	1556	830	920	700	1156			778		12	22	19	27,5	
	6.1.56.7		14,9	10,5	9917	62,8	84	21	177	1556	930	920	800	1156			778		12	28	19	27,5	
	8.1.56.7		16,5	11,3	9573	62,8	112	28	204	1556	1030	920	900	1156			778		12	28	19	27,5	
3.1.63.7		11,5	8,2	12910	66,6	57	15	176	1656	795	1120	650	1256			828		12	28	19	27,5		
4.1.63.7		14,5	10,3	12740	66,6	76	19	194	1656	845	1120	700	1256			828		12	28	19	27,5		
6.1.63.7		19,3	13,9	12395	66,6	115	29	228	1656	945	1120	800	1256			828		16	35	19	27,5		
8.1.63.7		22,9	16,7	12056	66,6	153	38	265	1656	1045	1120	900	1256			828		16	35	19	27,5		
	3.2.40.7		6,4	4,6	7005	57,0	33	9	103	1856	590	620	450	1456			928		12	22	19	20	
	4.2.40.7		8,0	5,6	6824	57,0	45	11	115	1856	640	620	500	1456			928		12	22	19	20	
	6.2.40.7		10,6	7,5	6459	57,0	67	17	138	1856	740	620	600	1456			928		12	22	19	20	
	8.2.40.7		12,5	8,9	6119	57,0	89	22	163	1856	840	620	700	1456			928		12	28	19	20	
	3.2.45.7		9,1	6,6	10690	58,9	46	12	124	2056	560	720	450	1656			1028		12	22	19	22,5	
	4.2.45.7		11,6	8,2	10363	58,9	61	15	139	2056	610	720	500	1656			1028		12	28	19	22,5	
	6.2.45.7		15,2	10,6	9744	58,9	91	23	169	2056	710	720	600	1656			1028		12	28	19	22,5	
	8.2.45.7		18,0	13,0	9194	58,9	122	30	200	2056	810	720	700	1656			1028		16	28	19	22,5	
	3.2.50.7		12,4	8,7	14970	61,7	57	15	170	2456	680	720	550	2056			1228		12	28	19	25	
	4.2.50.7		15,5	11,0	14589	61,7	76	19	188	2456	730	720	600	2056			1228		12	28	19	25	
	6.2.50.7		20,6	14,8	13890	61,7	114	29	225	2456	830	720	700	2056			1228		16	35	35	25	
	8.2.50.7		24,3	17,6	13270	61,7	152	38	262	2456	930	720	800	2056			1228		16	35	35	25	
	3.2.56.7		17,8	12,1	21073	65,4	84	21	226	2656	780	920	650	2256			1328		16	28	35	27,5	
	4.2.56.7		20,2	15,0	20622	65,4	112	28	251	2656	830	920	700	2256			1328		16	35	35	27,5	
	6.2.56.7		29,9	21,0	19823	65,4	168	42	302	2656	930	920	800	2256			1328		16	35	35	27,5	
	8.2.56.7		33,7	22,6	19133	65,4	223	55	352	2656	1030	920	900	2256			1328		16	42	35	27,5	
3.2.63.7		23,2	16,3	25818	69,2	114	29	300	2856	795	1120	650	2456			1428		16	35	35	27,5		
4.2.63.7		29,1	20,7	25473	69,2	152	38	334	2856	845	1120	700	2456			1428		16	35	35	27,5		
6.2.63.7		38,7	27,8	24779	69,2	228	57	398	2856	945	1120	800	2456			1428		16	42	35	27,5		
8.2.63.7		45,7	33,3	24099	69,2	305	75	464	2856	1045	1120	900	2456			1428		22	42	35	27,5		
	3.3.45.7		14,0	10,1	16031	60,4	69	17	172	2856	560	720	450	2456			1428		12	28	35	22,5	
	4.3.45.7		17,4	12,2	15540	60,4	91	23	194	2856	610	720	500	2456			1428		16	28	35	22,5	
	6.3.45.7		23,0	16,4	14609	60,4	137	34	238	2856	710	720	600	2456			1428		16	35	35	22,5	
	8.3.45.7		27,0	19,1	13783	60,4	183	45	280	2856	810	720	700	2456			1428		16	35	35	22,5	
	3.3.50.7		18,6	12,8	22451	63,1	86	22	238	3456	680	720	550	1028	2028		864	1728	16	28	35	25	
	4.3.50.7		23,5	16,4	21879	63,1	114	29	265	3456	730	720	600	1028	2028		864	1728	16	35	35	25	
	6.3.50.7		31,2	22,1	20829	63,1	171	43	319	3456	830	720	700	1028	2028		864	1728	16	42	35	25	
	8.3.50.7		36,5	26,4	19899	63,1	228	57	373	3456	930	720	800	1028	2028		864	1728	16	42	35	25	
	3.3.56.7		27,0	18,9	31607	66,8	126	31	317	3756	780	920	650	1128	2228		939	1878	16	35	35	27,5	
	4.3.56.7		33,9	23,0	30928	66,8	167	42	353	3756	830	920	700	1128	2228		939	1878	16	42	35	27,5	
	6.3.56.7		45,2	31,4	29728	66,8	251	62	426	3756	930	920	800	1128	2228		939	1878	16	42	35	27,5	
	8.3.56.7		53,7	38,0	28692	66,8	335	83	500	3756	1030	920	900	1128	2228		939	1878	22	54	35	27,5	
	3.3.63.7		34,4	24,8	38723	70,6	171	43	426	4056	795	1120	650	1228	2428		1014	2028	16	42	35	27,5	
	4.3.63.7		43,7	29,3	38206	70,6	228	57	474	4056	845	1120	700	1228	2428		1014	2028	22	42	35	27,5	
	6.3.63.7		58,6	41,4	37165	70,6	342	85	567	4056	945	1120	800	1228	2428		1014	2028	22	54	35	27,5	
	8.3.63.7		70,0	48,8	36142	70,6	457	113	663	4056	1045	1120	900	1228	2428		1014	2028	22	54	35	27,5	

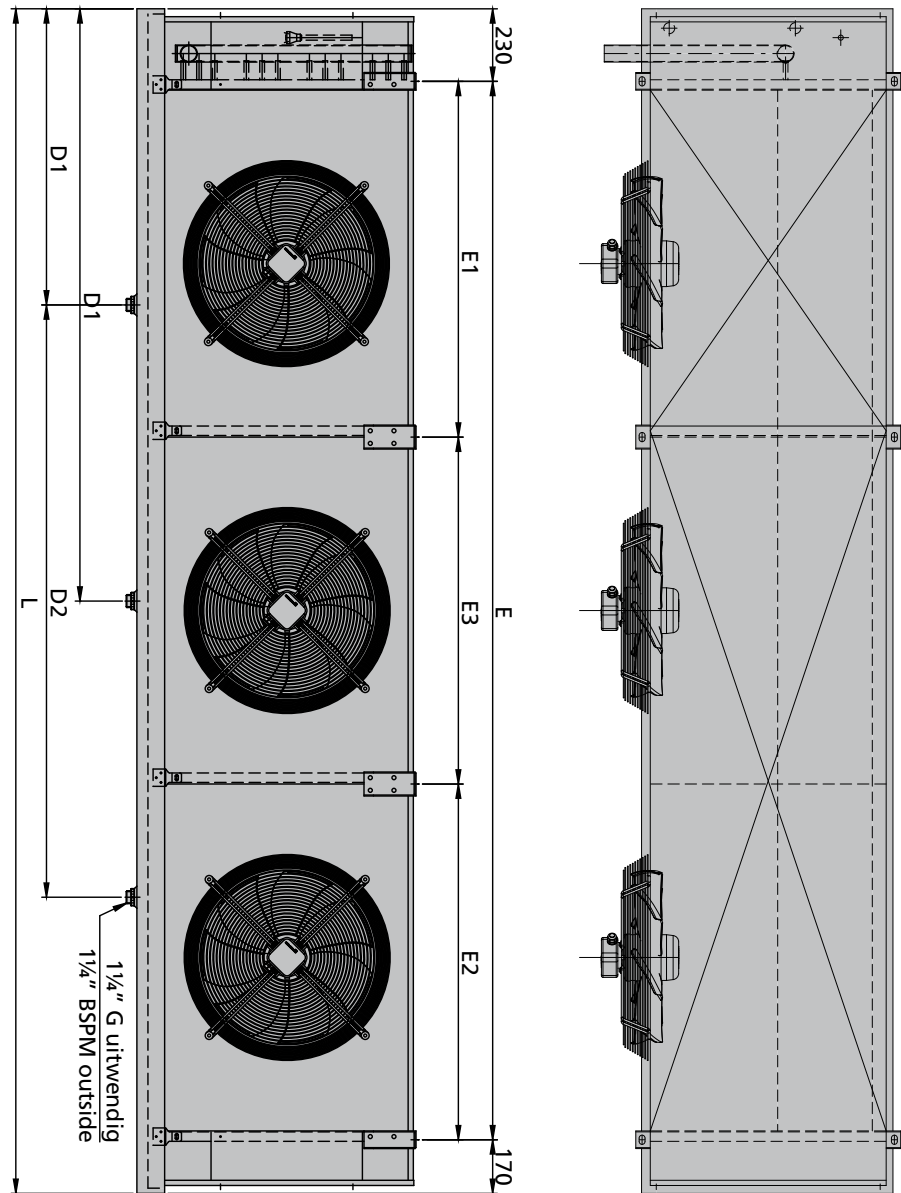
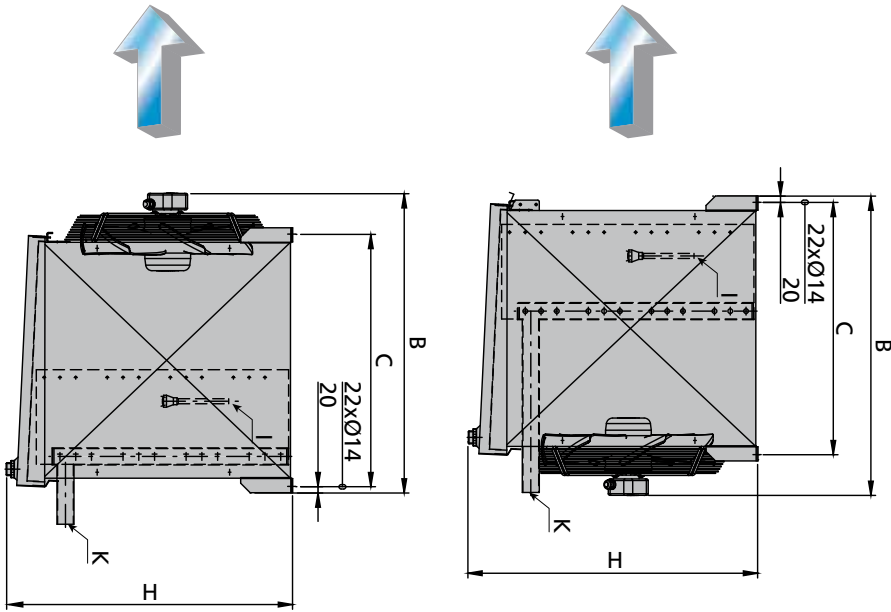
* = Sound pressure indication (LpA) at 3 m distance each air cooler (+/- 2 dB(A)), free field conditions, according EN13487

** = Air throw see remark page 5





For moisture carry over see remark pag 5

Capacities and air volumes with 60 Hz fans on request or in our GPC selection program available.

Goedhart VCI-p Drawing



Goedhart VCI-p Electrical defrost

Type VC	Light defrost								Heavy defrost*								
	Coil block 			Drip tray 				Total each air cooler	Coil block 			Drip tray 				Total each air cooler	
	Number	Type of heating element	Total	Number	Type of heating element	Tension	Total		Number	Type of heating element	Total	Number	Type of heating element	Tension	Total		
	n	mm	kW	n	mm	V	kW		kW	n	mm	kW	n	mm	V		kW
1x	3.1.40.f	2	1900	1,52	1	2800	230	1,16	2,68	3	1900	2,28	2	2500	200	1,56	3,84
	4.1.40.f	2	1900	1,52	1	2800	230	1,16	2,68	3	1900	2,28	2	2500	200	1,56	3,84
	6.1.40.f	2	1900	1,52	1	2800	230	1,16	2,68	4	1900	3,04	2	2500	200	1,56	4,6
	8.1.40.f	3	1900	2,28	1	2800	230	1,16	3,44	6	1900	4,56	2	2500	200	1,56	6,12
	1.1.40.f	3	1900	2,28	1	3100	230	1,29	3,57	6	1900	4,56	2	2500	200	1,56	6,12
	3.1.45.f	2	2200	1,78	1	3100	230	1,29	3,07	3	2200	2,67	2	2800	200	1,76	4,43
	4.1.45.f	2	2200	1,78	1	3100	230	1,29	3,07	3	2200	2,67	2	2800	200	1,76	4,43
	6.1.45.f	3	2200	2,67	1	3100	230	1,29	3,96	4	2200	3,56	2	2800	200	1,76	5,32
	8.1.45.f	4	2200	3,56	1	3100	230	1,29	4,85	6	2200	5,34	2	2800	200	1,76	7,1
	1.1.45.f	4	2200	3,56	1	3400	230	1,42	4,98	6	2200	5,34	2	2800	200	1,76	7,1
	3.1.50.f	2	2500	2,04	1	3400	230	1,42	3,46	3	2500	3,06	2	3100	200	1,96	5,02
	4.1.50.f	2	2500	2,04	1	3400	230	1,42	3,46	3	2500	3,06	2	3100	200	1,96	5,02
	6.1.50.f	3	2500	3,06	1	3400	230	1,42	4,48	4	2500	4,08	2	3100	200	1,96	6,04
	8.1.50.f	4	2500	4,08	1	3700	230	1,55	5,63	6	2500	6,12	2	3100	200	1,96	8,08
	1.1.50.f	4	2500	4,08	2	3100	200	1,96	6,04	6	2500	6,12	2	3100	200	1,96	8,08
	3.1.56.f	3	2800	3,48	1	3700	230	1,55	5,03	4	2800	4,64	2	3400	200	2,14	6,78
	4.1.56.f	3	2800	3,48	1	3700	230	1,55	5,03	4	2800	4,64	2	3400	200	2,14	6,78
	6.1.56.f	4	2800	4,64	1	3700	230	1,55	6,19	6	2800	6,96	2	3400	200	2,14	9,1
	8.1.56.f	6	2800	6,96	2	3400	200	2,14	9,1	8	2800	9,28	2	3400	200	2,14	11,42
	1.1.56.f	6	2800	6,96	2	3400	200	2,14	9,1	8	2800	9,28	2	3400	200	2,14	11,42
	3.1.63.f	5	3100	6,45	1	4000	230	1,68	8,13	6	3100	7,74	2	3700	200	2,34	10,08
	4.1.63.f	5	3100	6,45	1	4000	230	1,68	8,13	6	3100	7,74	2	3700	200	2,34	10,08
	6.1.63.f	5	3100	6,45	1	4000	230	1,68	8,13	6	3100	7,74	2	3700	200	2,34	10,08
	8.1.63.f	7	3100	9,03	2	3700	200	2,34	11,37	9	3100	11,61	2	3700	200	2,34	13,95
	1.1.63.f	7	3100	9,03	2	3700	200	2,34	11,37	9	3100	11,61	2	3700	200	2,34	13,95
2x	3.2.40.f	2	3400	2,84	1	4300	230	1,81	4,65	3	3400	4,26	2	4000	200	2,54	6,8
	4.2.40.f	2	3400	2,84	1	4300	230	1,81	4,65	3	3400	4,26	2	4000	200	2,54	6,8
	6.2.40.f	2	3400	2,84	1	4300	230	1,81	4,65	4	3400	5,68	2	4000	200	2,54	8,22
	8.2.40.f	3	3400	4,26	1	4300	230	1,81	6,07	6	3400	8,52	2	4000	200	2,54	11,06
	1.2.40.f	3	3400	4,26	1	4600	230	1,94	6,2	6	3400	8,52	2	4000	200	2,54	11,06
	3.2.45.f	2	3700	3,1	1	4600	230	1,94	5,04	3	3700	4,65	2	4300	200	2,74	7,39
	4.2.45.f	2	3700	3,1	1	4600	230	1,94	5,04	3	3700	4,65	2	4300	200	2,74	7,39
	6.2.45.f	3	3700	4,65	1	4600	230	1,94	6,59	4	3700	6,2	2	4300	200	2,74	8,94
	8.2.45.f	4	3700	6,2	1	4600	230	1,94	8,14	6	3700	9,3	2	4300	200	2,74	12,04
	1.2.45.f	4	3700	6,2	1	4900	230	2,07	8,27	6	3700	9,3	2	4300	200	2,74	12,04
	3.2.50.f	2	4600	3,88	1	5500	230	2,13	6,01	3	4600	5,82	2	5200	200	3,34	9,16
	4.2.50.f	2	4600	3,88	1	5500	230	2,13	6,01	3	4600	5,82	2	5200	200	3,34	9,16
	6.2.50.f	3	4600	5,82	1	5500	230	2,13	7,95	4	4600	7,76	2	5200	200	3,34	11,1
	8.2.50.f	4	4600	7,76	1	5500	230	2,13	9,89	6	4600	11,64	2	5200	200	3,34	14,98
	1.2.50.f	4	4600	7,76	2	5200	200	3,34	11,1	6	4600	11,64	2	5200	200	3,34	14,98
	3.2.56.f	3	4900	6,21	1	6100	230	2,6	8,81	4	4900	8,28	2	5500	200	3,52	11,8
	4.2.56.f	3	4900	6,21	1	6100	230	2,6	8,81	4	4900	8,28	2	5500	200	3,52	11,8
	6.2.56.f	4	4900	8,28	1	6100	230	2,6	10,88	6	4900	12,42	2	5500	200	3,52	15,94
	8.2.56.f	6	4900	12,42	2	5500	200	3,52	15,94	8	4900	16,56	2	5500	200	3,52	20,08
	1.2.56.f	6	4900	12,42	2	5500	200	3,52	15,94	8	4900	16,56	2	5500	200	3,52	20,08
	3.2.63.f	5	5500	11,65	1	6400	230	2,76	14,41	6	5500	13,98	2	6100	200	3,92	17,9
	4.2.63.f	5	5500	11,65	1	6400	230	2,76	14,41	6	5500	13,98	2	6100	200	3,92	17,9
	6.2.63.f	5	5500	11,65	1	6400	230	2,76	14,41	6	5500	13,98	2	6100	200	3,92	17,9
	8.2.63.f	7	5500	16,31	2	6100	200	3,92	20,23	9	5500	20,97	2	6100	200	3,92	24,89
	1.2.63.f	7	5500	16,31	2	6100	200	3,92	20,23	9	5500	20,97	2	6100	200	3,92	24,89
3x	3.3.45.f	2	5500	4,66	1	6400	230	2,76	7,42	3	5500	6,99	2	6100	200	3,92	10,91
	4.3.45.f	2	5500	4,66	1	6400	230	2,76	7,42	3	5500	6,99	2	6100	200	3,92	10,91
	6.3.45.f	3	5500	6,99	1	6400	230	2,76	9,75	4	5500	9,32	2	6100	200	3,92	13,24
	8.3.45.f	4	5500	9,32	1	6400	230	2,76	12,08	6	5500	13,98	2	6100	200	3,92	17,9
	1.3.45.f	4	5500	9,32	1	6400	230	2,76	12,08	6	5500	13,98	2	6100	200	3,92	17,9
	3.3.50.f	4	3400	5,68	2	3700	200	2,34	8,02	6	3400	8,52	4	3700	200	4,68	13,2
	4.3.50.f	4	3400	5,68	2	3700	200	2,34	8,02	6	3400	8,52	4	3700	200	4,68	13,2
	6.3.50.f	6	3400	8,52	2	3700	200	2,34	10,86	8	3400	11,36	4	3700	200	4,68	16,04
	8.3.50.f	8	3400	11,36	2	3700	200	2,34	13,7	12	3400	17,04	4	3700	200	4,68	21,72
	1.3.50.f	8	3400	11,36	4	3700	200	4,68	16,04	12	3400	17,04	4	3700	200	4,68	21,72
	3.3.56.f	6	3700	9,3	2	4000	200	2,54	11,84	8	3700	12,4	4	4000	200	5,08	17,48
	4.3.56.f	6	3700	9,3	2	4000	200	2,54	11,84	8	3700	12,4	4	4000	200	5,08	17,48
	6.3.56.f	8	3700	12,4	2	4000	200	2,54	14,94	12	3700	18,6	4	4000	200	5,08	23,68
	8.3.56.f	12	3700	18,6	4	4000	200	5,08	23,68	16	3700	24,8	4	4000	200	5,08	29,88
	1.3.56.f	12	3700	18,6	4	4000	200	5,08	23,68	16	3700	24,8	4	4000	200	5,08	29,88
	3.3.63.f	10	4000	16,8	2	4300	200	2,74	19,54	12	4000	20,16	4	4300	200	5,48	25,64
	4.3.63.f	10	4000	16,8	2	4300	200	2,74	19,54	12	4000	20,16	4	4300	200	5,48	25,64
	6.3.63.f	10	4000	16,8	2	4300	200	2,74	19,54	12	4000	20,16	4	4300	200	5,48	25,64
	8.3.63.f	14	4000	23,52	4	4300	200	5,48	29	18	4000	30,24	4	4300	200	5,48	35,72
	1.3.63.f	14	4000	23,52	4	4300	200	5,48	29	18	4000	30,24	4	4300	200	5,48	35,72

f = Fin spacing

* = Always heavy electric defrost when using cooling mediums..



How to select the correct VCI-p?

Please use the GEA Goedhart – GPC program!

User-friendly selection software for contractors, consultants, and every other feasible user. Accurate selection and an extensive list of accessories, including drawings. Under the GPC shell hides a sophisticated capacity calculation program that optimises circuits to the design conditions as you work.



www.goedhart.nl



Excellence

Passion

Integrity

Responsibility

GEA-versity

GEA Group is a global mechanical engineering company with multi-billion euro sales and operations in more than 50 countries. Founded in 1881 the company is one of the largest providers of innovative equipment and process technology. GEA Group is listed in the STOXX Europe 600 Index.



GEA Heat Exchangers

GEA Goedhart B.V.

Nijverheidsweg 6, 4695 RC Sint Maartensdijk
The Netherlands
Phone +31 (0)166 665 665, Fax+31 (0)166 663 698
www.gea.com / www.goedhart.nl,
info.goedhart.nl@gea.com

GEA Heat Exchangers

GEA Heat Exchangers s.a. / GEA Goedhart systems

Kostomlátecká 180, 288 26 Nymburk
Czech Republic
Phone +420 325 519 951, Fax+420 325 519 952
www.gea.com / www.goedhart.cz,
goedhart.cz@gea.com